



### District Report Card: 2017


<b>State:</b> Telangana	<b>District:</b> Mahabubabad
<b>Class:</b> 3	<b>Subject:</b> Language
<b>Schools:</b> 58	<b>Students:</b> 710


### Participation/Coverage


#### Students

 GENDER	Boys		Girls	
	Number	%	Number	%
	290	40.85	420	59.15

 AREA	Rural		Urban	
	Number	%	Number	%
	673	94.79	37	5.21

 CATEGORY	SC		ST		OBC		GEN	
	Number	%	Number	%	Number	%	Number	%
	149	20.99	339	47.75	210	29.58	12	1.69

 CWSN	LD	VI	HI	S&LD	ID	Oth
	2	0	0	4	5	4

 Management	Government		Government-aided	
	Number	%	Number	%
	703	99.01	7	0.99

### Average Performance of Students in Language (%)

Overall	Gender		Area		Management		Social Group			
	Male	Female	Rural	Urban	Govt.	Aided	SC	ST	OBC	GEN
67.30	70.74	64.92	68.80	40.00	67.16	80.95	72.04	64.98	67.81	65.00

## Performance on Learning Outcomes (LOs)

Learning Outcomes	Description	Average Performance(%)
L304	Reads small texts with comprehension i.e., identifies main ideas, details, sequence and draws conclusions	68.45
L312	Reads printed scripts on the classroom walls: poems, posters, charts etc.	64.99

Range of Performance of Students who Answered Correctly							
Below 30%		30% - 50%		50% - 75%		Above 75%	
Number	%	Number	%	Number	%	Number	%
69	9.72	135	19.01	178	25.07	328	46.20

## Lowest Performing Learning Outcomes (LOs)

1 - Reads printed scripts on the classroom walls: poems, posters, charts etc. (64.99)

2 - Reads small texts with comprehension i.e., identifies main ideas, details, sequence and draws conclusions (68.45)